


Table Top Vacuum Chamber

Reliable and precise packaging results.



The Minipack MVS X Series is ideal for kitchens, retail counters, manufacturing operations, and laboratories. It is engineered for precise, hygienic and user-friendly vacuum packaging. A wide range of chamber sizes, seal bar types and lengths, vacuum pump capacities, and optional equipment make it easy to find the most efficient system for your needs. Our machines are designed with unique hygienic features, such as pop-out seal bars, excess bag cut-off, seamless chamber, and stainless steel housing.



Chamber & Seal Bars

seamless and easy to clean surfaces

Benefit from optimized throughput by the perfect combination of length, position, and type of seal bars. Pop-out seal bars, seamless chamber, and durable stainless steel construction allow for easy sanitation.

Performance

powerful and reliable

All models are equipped with a powerful Busch or DVP vacuum pump, which are able to process more than 2-3 cycles per minute. Choose a pump capacity from 4.8 m³/h up to 24 m³/h.



Display, Controls & Programmability

Enjoy our simple and intuitive machines. All machines are equipped with a water resistant digital display featuring user-settable preferences and up to 9 customizable programs. The electronic millibar sensor precisely measures the vacuum level and triggers the chosen sealing and de-evacuation modes.



SMART TECHNOLOGY FEATURES

- Pop-out seal bars with options of wide flat seal, dual flat seal, dual convex seal, or top & bottom seal
- Programmable sealing time: ensure optimized seal for any thickness of bag
- External channel bag evacuation: vacuum and seal outside of the chamber
- Excess bag cut-off: for food safety and better bag handling
- Extra vacuum: run evacuation up to 30 seconds longer
- 9 user-settable programs
- Tray for liquids: vacuum liquid products fast and easy
- Unique waffle-pattern sealing: special pattern offers the highest quality in seal strength
- Hygienic seamless chamber
- Service reminder: user-friendly pre-programmed reminder on standard maintenance
- Evacuation filter kit: prevents oil and pump from contamination when vacuuming dusty products
- Inert gas flush kit: option for modified atmosphere packaging



Food Retail



Food Service











Food Processing



Sportsman

Six good reasons to choose minipack:

- » Focused on value and user-centered innovation
 - » Over 40 years track record as innovator
- » Reliability and cost advantage over the long run
 - » Committed to customer service and support
- » Certified quality manufacturing – ISO 9001:2000
- » Worldwide distribution network and technical assistance

Table Top Vacuum Chamber		MVS 20	MVS 26X	MVS 26XII	MVS 31X	MVS 35X	MVS 45X	MVS 45XII	MVS 38
									
Chamber & Seal Bars	Chamber Width x Length	8.75" x 12.00"	11.00" x 16.00"	11.00" x 16.00"	13.00" x 11.75"	13.00" x 11.75"	18.50" x 18.00"	18.50" x 18.00"	14.75" x 13.00"
	Height (Chamber + Dome/Lid = Total)	3.00" + 1.25" = 4.25"	4.25" + 1.00" = 5.50"	4.25" + 1.00" = 5.50"	4.50" + 2.00" = 6.50"	4.50" + 3.00" = 7.50"	4.50" + 4.00" = 8.75"	4.50" + 4.00" = 8.75"	3.75"
	Number of Seal Bars (removable)	1	1	2	1	1	1	2	1
	Position of Seal Bars	Front	Front	Front & Back	Front	Front	Front	Left & Right	Front
	Seal Bar Length	8.50"	10.50"	2 x 10.50"	12.25"	12.25"	17.75"	2 x 17.75"	16.75"
	Distance between Seal Bars	-	-	12.00"	-	-	-	14.00"	-
	4 mm Seal + 1 mm Cut-Off Seal	✓	✓	✓	✓	✓	✓	✓	✓
	Unique Waffle-Pattern Sealing	-	✓	✓	✓	✓	✓	✓	-
	Hygienic Seamless Chamber	✓	✓	✓	✓	✓	✓	✓	-
	Pop-Out Seal Bars	✓	✓	✓	✓	✓	✓	✓	✓
Independent Power to each Seal Bar	✓	✓	✓	✓	✓	✓	✓	✓	
Performance	Pump Type	Busch KB Oil Rotary	Busch KB Oil Rotary	Busch KB Oil Rotary	DVP LB6 Oil Rotary	Busch R5 Oil Rotary	Busch R5 Oil Rotary	Busch R5 Oil Rotary	Busch R5 Oil Rotary
	Cycles per Minute*	up to 3	up to 3	up to 3	up to 3	up to 3	up to 3	up to 3	up to 3
	Free Air Displacement @ 50Hz	4 m³/h	6 m³/h	6 m³/h	6 m³/h	10 m³/h	20 m³/h	20 m³/h	20 m³/h
	Free Air Displacement @ 60Hz	5 m³/h	7 m³/h	7 m³/h	7 m³/h	12 m³/h	24 m³/h	24 m³/h	24 m³/h
	Pump Power Rating	0.25 hp	0.50 hp	0.50 hp	0.50 hp	0.75 hp	1.25 hp	1.25 hp	1.25 hp
	Power Supply	110V / 5.5A	120V / 12A	120V / 12A	120V / 7.5A	120V / 10A	120V / 17A	120V / 17A	110V / 6A
Display & Controls	Water Resistant Digital Display	✓	✓	✓	✓	✓	✓	✓	✓
	LED Display	✓	✓	✓	✓	✓	✓	✓	✓
	Electronic Millibar Sensor	-	✓	✓	✓	✓	✓	✓	✓
	Customizable Programs	1	9	9	9	9	9	9	9
Operational Features	Programmable Sealing Time	✓	✓	✓	✓	✓	✓	✓	✓
	Programmable Vacuum Time	✓	✓	✓	✓	✓	✓	✓	✓
	External Channel Bag Evacuation	✓	✓	✓	✓	✓	-	-	-
	Extra Vacuum (30 sec)	-	✓	✓	✓	✓	✓	✓	✓
	Excess Bag Cut-Off	✓	✓	✓	✓	✓	✓	✓	✓
Service	High Volume Density Plates	✓	✓	✓	✓	✓	✓	✓	-
	Indicating Display	✓	✓	✓	✓	✓	✓	✓	✓
	Programmable Service Reminder	-	✓	✓	✓	✓	✓	✓	✓
	1 Year Limited Warranty	✓	✓	✓	✓	✓	✓	✓	✓
Housing & Dimensions	Material	Stainless 304	Stainless 304	Stainless 304	Stainless 304	Stainless 304	Stainless 304	Stainless 304	Stainless 304
	Lid Type	Transparent with Dome	Transparent with Dome	Transparent with Dome	Transparent with Dome	Transparent with Dome	Transparent with Dome	Transparent with Dome	Transparent
	Width x Length	10.75" x 17.25"	15.00" x 22.50"	15.00" x 22.50"	15.50" x 20.00"	15.50" x 25.00"	21.25" x 24.50"	21.25" x 24.50"	19.00" x 23.50"
	Height (Lid open/closed)	19.00" / 11.00"	24.50" / 12.00"	24.50" / 12.00"	27.00" / 14.00"	23.00" / 13.00"	31.25" / 18.50"	31.25" / 18.50"	-
	Recessed Lifting Cups	-	-	-	-	-	✓	✓	-
	Leveling Legs	-	✓	✓	✓	✓	✓	✓	✓
	Shipping Wt. (pallet not included)	48lbs DB	94.2lbs DB	95lbs	92.2lbs DB	108.7lbs	197.9lbs	206.5lbs	170 lbs / 225 lbs
Optional Seal Bars	Wide Flat Seal (6mm + 1mm Cut-Off Seal)	-	✓	✓	✓	✓	✓	✓	-
	Dual Flat Seal (2 x 4 mm)	✓	✓	✓	✓	✓	✓	✓	✓
	Dual Convex Seal (2 x 3.5 mm)	✓	✓	✓	✓	✓	✓	✓	✓
	Top & Bottom Seal	-	-	-	-	-	✓	✓	✓
Optional Features	Inert Gas Flush Kit	-	✓	✓	✓	✓	✓	✓	✓
	Evacuation Filter Kit	-	-	-	✓	✓	✓	✓	✓
	Tray for Liquids	✓	✓	✓	✓	✓	✓	✓	Forming Box
	NSF 4" Legs	-	-	-	-	-	✓	✓	-
230V Single Phase @ 50/60Hz	✓	✓	✓	✓	✓	✓	✓	✓	

*Depends on type of product, film and operator ability. DB = double-boxed

Specifications may change without notice.